

2022–2023

Prevention Programming and Evaluation Findings

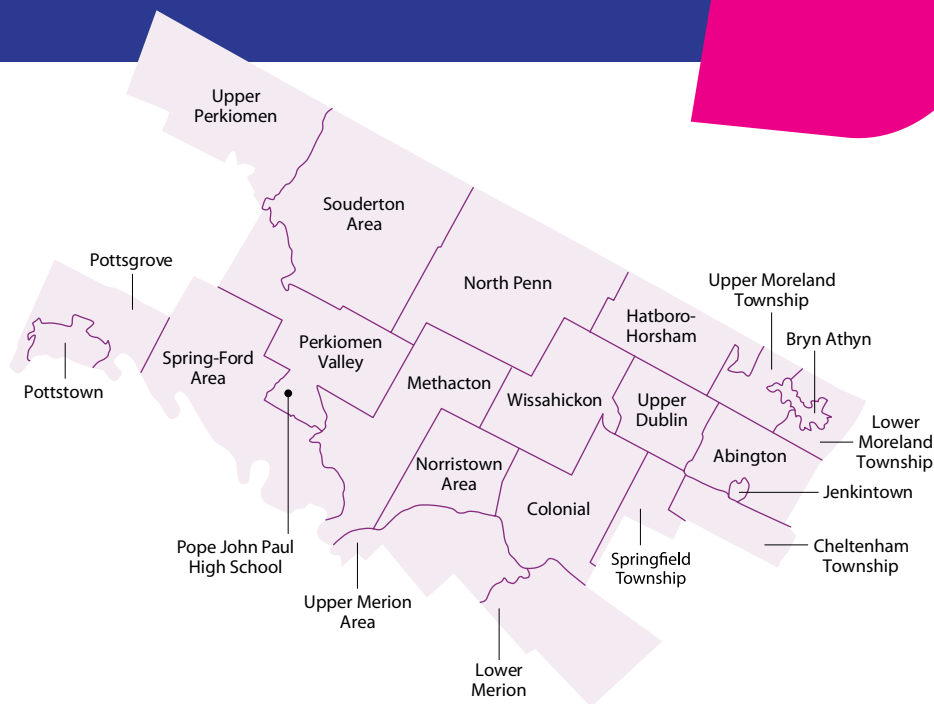
The data reflected in this report highlights important information about the scope of data collection and key findings for a selection of Montgomery County's evidence-based programs provided in schools during the 2022–23 school year.

WestEd has been funded by the Office of Drug and Alcohol in Montgomery County to assist in evaluation planning, program evaluation implementation, and comprehensive reporting of alcohol and drug programming in the county. WestEd is a nonpartisan, nonprofit research, development, and service agency working to improve education and other important outcomes for children, youth, and adults.

Questions?

Contact
SAP@montgomerycountypa.gov

To see more program results, visit <https://montcopapredata.org/>



28,696
surveys completed

20,589
students reached

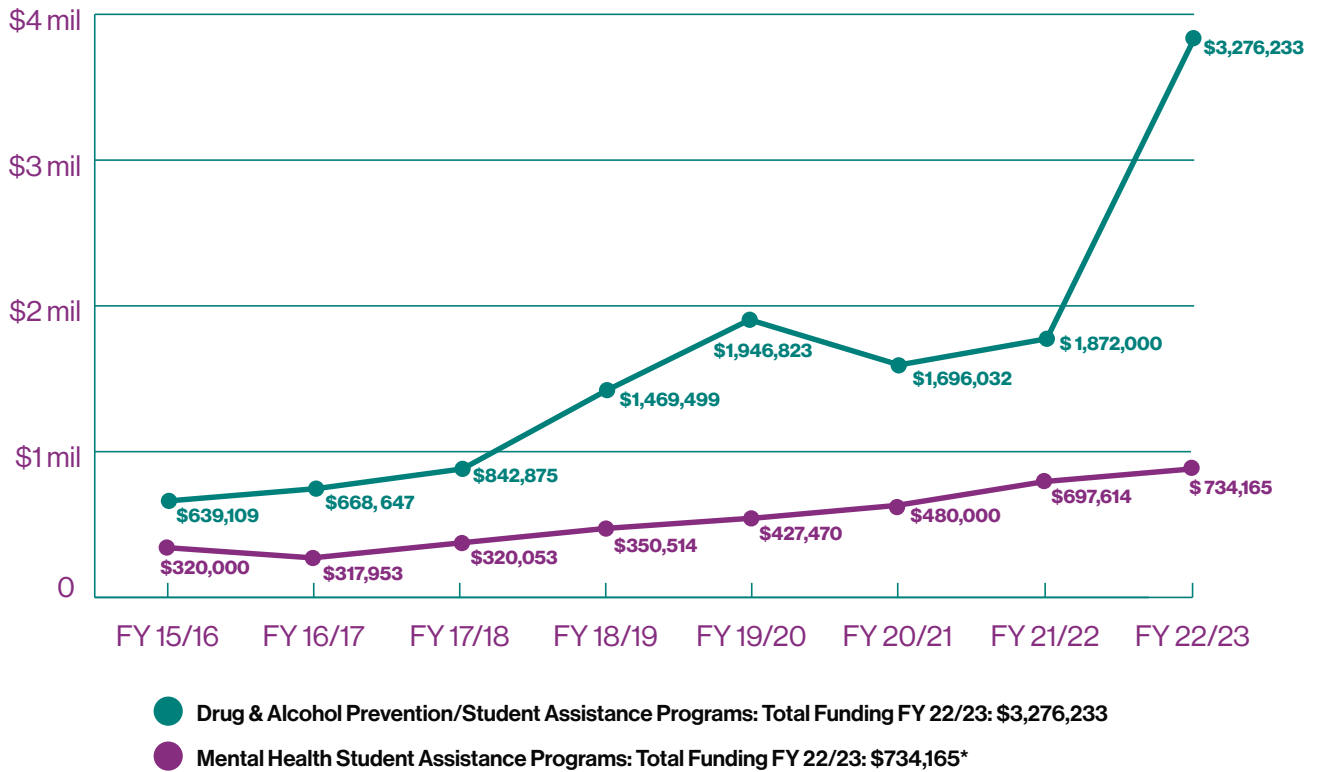
1,479
parents reached

11 Programs Implemented

- Be Part of the Conversation
- Botvin Life Skills Training
- CATCH My Breath
- Guiding Good Choices
- Second Step
- Signs of Suicide
- Strengthening Families 10-14
- Strong African American Families
- Student Assistance Program
- Too Good for Drugs
- Vaping Prevention Plus Wellness

Funding

Overall Funding



*Includes other initiatives including: program evaluation costs, teacher-led initiatives, and the College Project. [Montgomery County Awarded Grants to Support Crisis Services and SAP \(montco.today\)](https://montco.today)

Mini-grants given to 3 mini-grantees totaling **\$30,000**

2
Private Schools

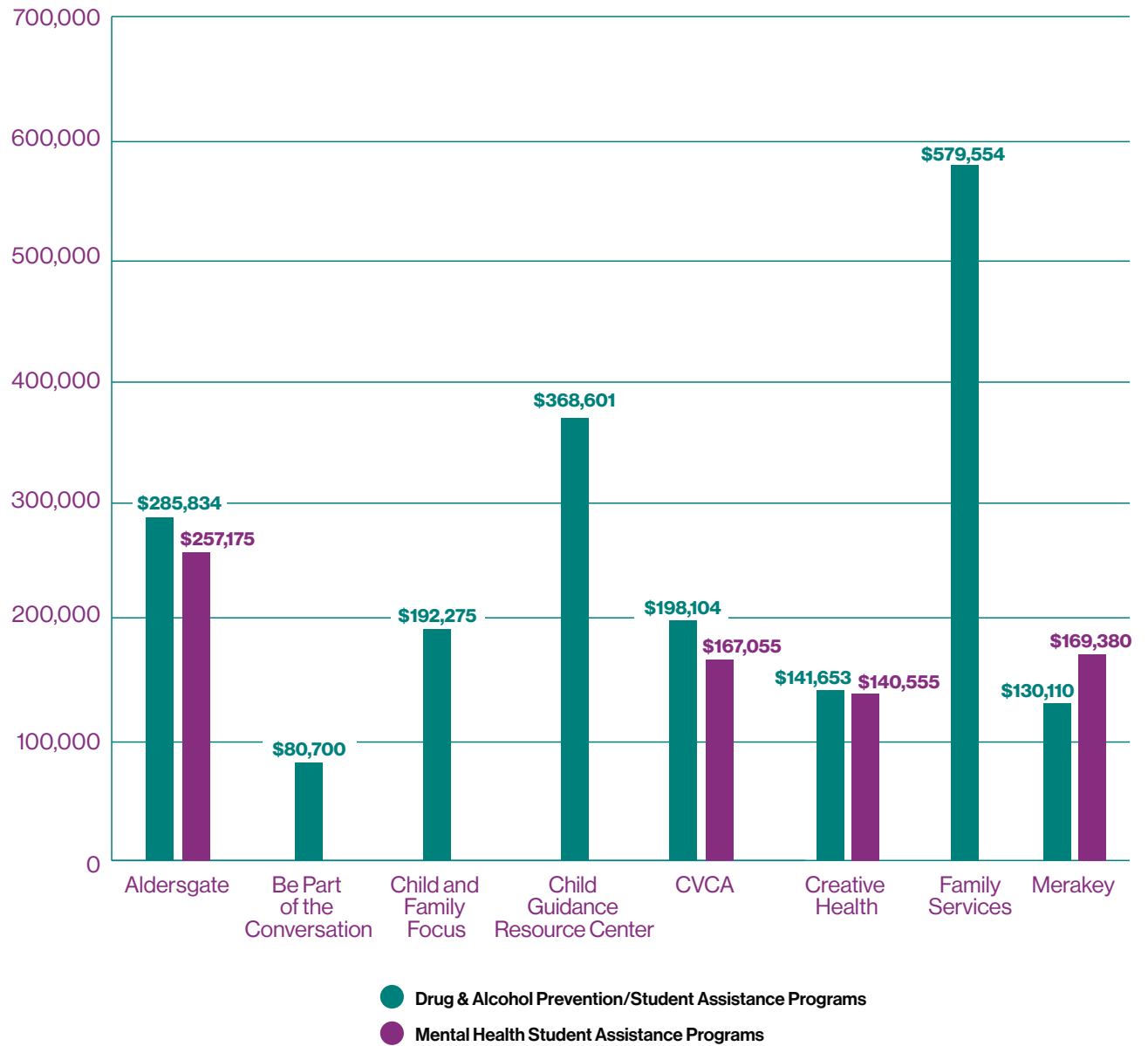
2
Coalitions

3
Nonprofits

Art classes at a community center, **3** drug & alcohol prevention programs, **2** mental health promotion programs, **1** event for athletes and coaches on substance use prevention, **1** community club for youth, **1** event during prevention week

Funding

Funding by Agency & Services



Program Findings

Too Good for Drugs

“Alcohol can change the way a person walks, talks, and thinks.”

At pre-test,
55% true

At post-test,
89% true

“Smoking marijuana makes the heart beat faster.”

At pre-test,
44% true

At post-test,
71% true

“Tobacco can hurt the heart and lungs.”

At pre-test,
73% true

At post-test,
89% true

CATCH My Breath

At pre-test,
72% of students correctly indicated that most e-cigarettes contain nicotine.

At post-test,
92% of students correctly identified this fact as true.

At pre-test,
45% of students correctly identified the following statement as false:
“E-cigarette vapor contains mostly water.”

At post-test,
81% of students correctly identified this statement as false.

On average, students agreed that they are less likely to vape after participating in CATCH My Breath.

Signs of Suicide

At pre-test,
52% of students correctly identified that depression is an illness doctors can treat.

At post-test,
71% of students identified this statement as true.

At pre-test,
62% of students correctly identified the following statement as false: “If I talk to someone about their suicidal feelings, it may give them the idea to kill themselves.”

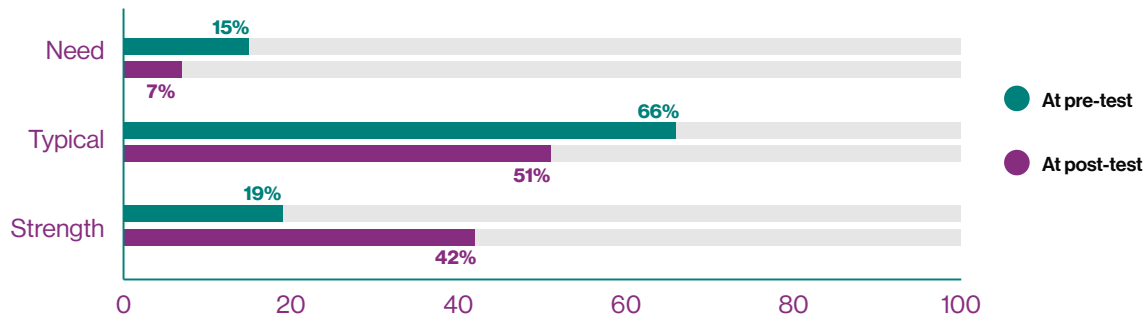
At post-test,
84% of students identified this statement as false.

Second Step

DESSA

The Devereux Student Strengths Assessment (DESSA) is a strengths-based measure of social-emotional behaviors related to resilience, social-emotional competence, and school success for children in kindergarten through 8th grade.¹ This data represents DESSA-Mini results for students in grades kindergarten through 2nd grade.

After participating in the Second Step program, 42% of children scored in the strength range.



Life Skills

At pre-test,

54% of students correctly identified that a good way to refuse something is to be assertive.

At post-test,

73% of students correctly identified that skill.

At pre-test,

69% of students correctly identified that risk-taking can be impacted by drug or alcohol use.

At post-test,

87% correctly identified this fact.

At pre-test,

67% of students correctly indicated that smoking cigarettes can cause mouth cancer.

At post-test,

95% of students correctly identified this fact.

Additional data reported last year from:

Be Part of the Conversation Parent Forums

4 Youth Aid Panel Volunteer trainings

1 Substance Use Prevention training

Youth Marijuana Prevention Project

4 trainings reaching
145 Key Participants

1 Training for Montgomery County Superintendents on latest trends

Who Knew Campaign –
59,108 parents and students engaged through the virtual campaign

Parent Evidence-Based Programs

20 non-evidence-based programs

676 parents reached

9 Strengthening Families cohorts

17 Guiding Good Choices cohorts

9 Strong African American Families cohorts

3 Familias Fuertes cohorts

803 parents total across all programs

Community Prevention

Alcohol EDU:

636 students across **5** high schools

Girls on the Run:

1,203 girls impacted

Mock Teen Bedroom:

4 reaching **62** parents

Tip sheets for parents:

924 tip sheets distributed

Social host takeout bag:

over **2,400** takeout bags distributed

Coalition Support

55 hours of Technical Assistance

11 countywide coalition meetings including

4 local coalitions

SAP

Drug & Alcohol SAP Group:

813.25 hours reached

864 students reached

MH SAP Group

1,097.75 hours reached

1,093 students reached

Individual Support Services (aka MH3):

2,526.25 hours reached

1,691 students reached

SAP Services

497 SAP Screenings

SAP Team Maintenance Trainings reached

76 school personnel

Provider Support

11 Provider Trainings

42 Provider Coaching Sessions

Teacher/School District Support

13 Teacher Trainings in evidence-based programs, **32** Teacher Coaching Sessions,
10 classroom management trainings

40 hours of technical assistance for strategic planning using the PAYS data

PA SAP trains school staff to identify alcohol, tobacco, other drugs, and mental health issues that act as barriers to students' success. The primary goal of SAP is to help students overcome barriers, remain in school, and advance academically.

Once students are referred to SAP, they complete a screening to assess domains such as drug and alcohol use, suicidal ideation, trauma, and other mental health issues. Community or school-based referrals are generated from the screening results. SAP Liaisons meet in-person with students, parents, and school staff; they also attend SAP Team meetings. For more information, email: SAP@montgomerycountypa.gov

Endnotes

- 1 Naglieri, J.A., LeBuffe, P. A., & Shapiro, V. B. (2014). DESSA-Mini: Devereux Student Strengths Assessment (DESSA) K-8th Grade: A universal screening and progress monitoring system for social-emotional competencies. Charlotte, NC: Devereux Foundation.